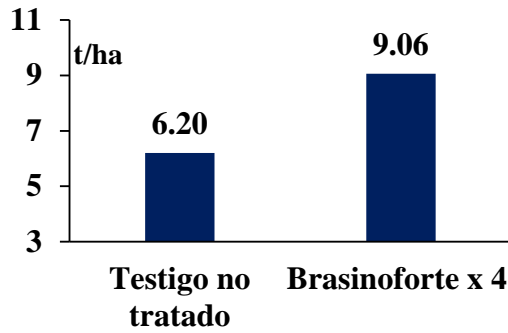

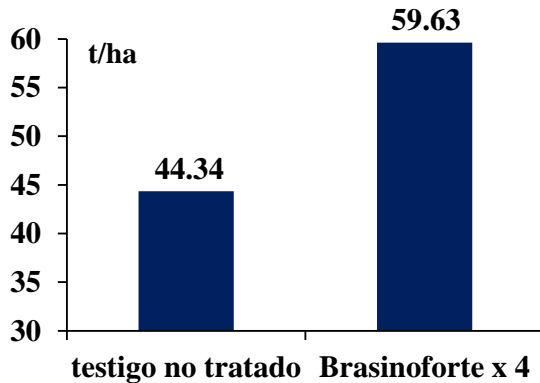


Rendimiento (6 cortes) de tomate fresco (t/ha), TN, EE.UU., 2018



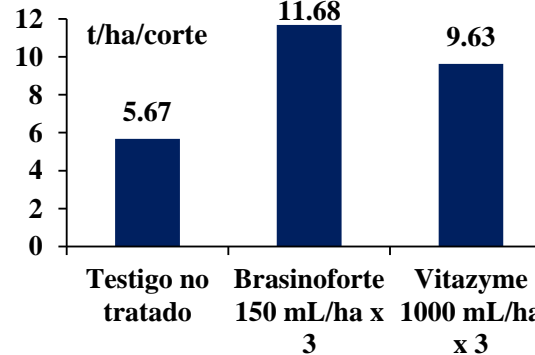
<https://espanol.agbioinc.com/wp-content/uploads/2024/05/Brasinoforte-ijtomate-o-tomate-rojo-TN-2018.pdf>

Rendimiento de Col o Repollo (t/ha), NY, EE. UU. 2016



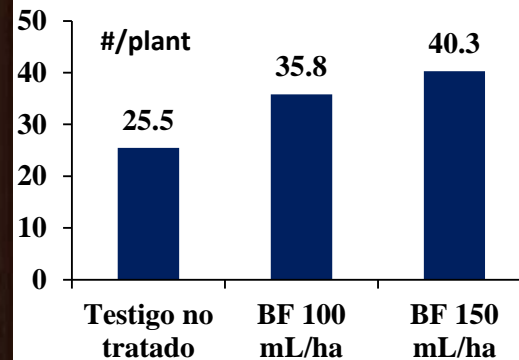
<https://espanol.agbioinc.com/wp-content/uploads/2021/04/Brasinoforte-en-col-o-repollo-NY-2016.pdf>

Rendimiento de pepino (t/ha/corte), Sinaloa, MX, 2021.



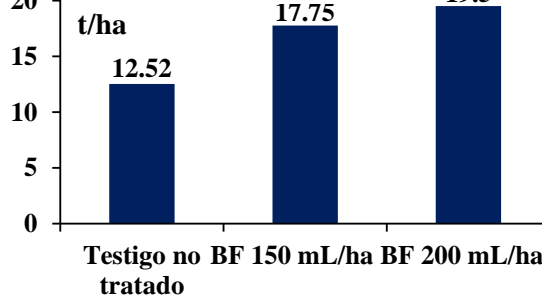
<https://espanol.agbioinc.com/wp-content/uploads/2021/07/Brasinoforte-en-pepino-Guasave-Sinaloa-Mex.-2021-por-U.-Ags..pdf>

Número de frutos amarrados por planta de chile. Michoacán, MX, 2023-24.



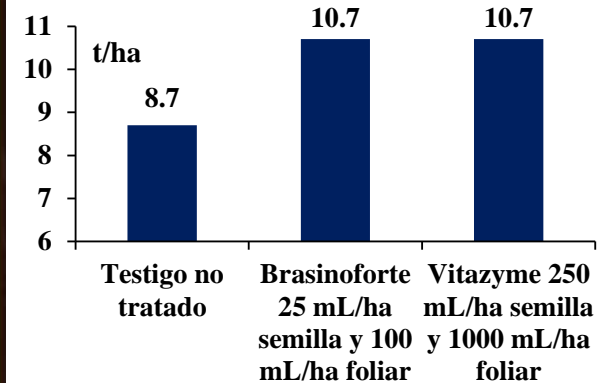
<https://espanol.agbioinc.com/wp-content/uploads/2024/04/Brasinoforte-en-chile-en-Michoacan-por-Univ.-Ags.-2023-24.pdf>

Rendimiento aguacate (t/ha), Mich., MX 2023-24



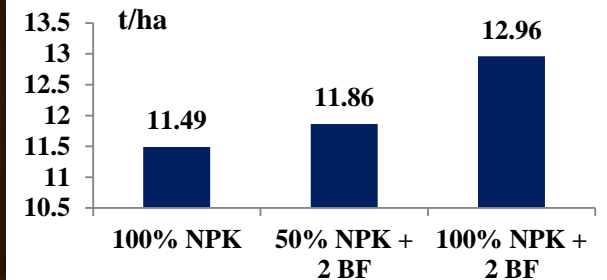
<https://espanol.agbioinc.com/wp-content/uploads/2024/05/Informe-Final-Brasinoforte-Aguacate-Mexico-2023-24-.pdf>

Rendimiento (t/ha) maíz. Sinaloa, MX, 2020-



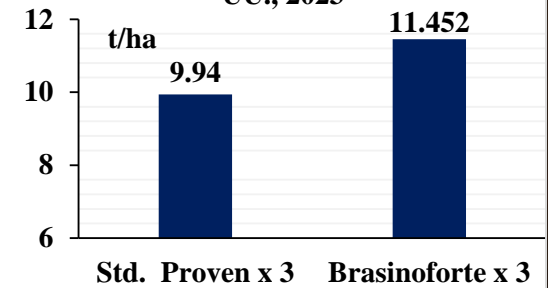
<https://espanol.agbioinc.com/wp-content/uploads/2021/07/Brasinoforte-en-maiz-Guasave-Sinaloa-Mexico-2021-por-U.-Ags..pdf>

Rendimiento maíz (t/ha), TN, EE.UU. 2019



<https://espanol.agbioinc.com/wp-content/uploads/2022/04/a-precios-2022-Brasinoforte-y-reduccion-NPK-maiz-TN-2019.pdf>

Rendimiento arroz (t/ha), CA, EE. UU., 2023



<https://espanol.agbioinc.com/wp-content/uploads/2023/12/Brasinoforte-en-arroz-California-EE.-UU.-2023.pdf>